




















MAPEAMENTO DE RISCO

RISCOS INSTITUCIONAIS				SETOR: CENTRO DE IMAGEM			
RISCO	RESULTADO			RISCO	RESULTADO		
	0 - 4	5 - 7	< 8		0 - 4	5 - 7	< 8
Incendio/ explosão				Troca / erro no laudo			
Queda de energia				Troca / erro de procedimento			
Sistema Inoperante (Tasy, GSUS, Telefonia, Internet)				Extravazamento de contraste			
Desabastecimento de água				Perda de documentação			
Agressão ao patrimonio				Queda			
Evasão de paciente				Erro na identificação do paciente			
Interrupção na rede de gases medicinais				Comunicação			
Falha no Gerador				Higienização das Mãos			
Roubo							
Guarda de Pertences							
Pragas e Vetores							

LEGENDA



BAIXO RISCO



MÉDIO RISCO



ALTO RISCO